



Karndean  
Designflooring



# Design guide

Simply beautiful floors  
to inspire your space

# From our home...

It all began in 1973 when a former flooring installer created a small business from his family home.

With the belief that luxury vinyl flooring shouldn't just be practical, it needed to be beautiful as well, Karndean was formed. The team set out to travel the world, seeking inspiration from natural materials for what now are the most realistic luxury vinyl flooring products on the market.

The Karndean team worked out of that house for several years with the family's trusty dog Smokey, the Great Dane who is still present on Karndean's logo today. For the family and Karndean's early employees – many who are still working with us today – these years bring back many fond memories.

Now stretching across the globe, far beyond the walls of the original house, we continue to move forward with the same passion to deliver beautiful, innovative designs for your home.



# 50 years of experience

We travel the world in our quest to bring you exceptional floors that inspire and delight. From the ancient forests of Europe, to the remote Australian outback and beyond, we seek out expressive and intriguing forms in the natural world to influence our unique floor designs. By combining these original features with cutting edge design, we create simply beautiful floors that you'll love for a lifetime.

For the family and Karndean's early employees, many of who are still working with us today, these years bring back many fond memories. Now stretching across the globe, beyond the walls of the original house, the Karndean family and employees continue to move forward with the same passion to deliver beautiful, innovative designs for your home.

# ...to your home

Many elements must fit together, from furniture to flooring, to fixtures and everything in between.

Where to begin?

We begin a new design with inspiration, and we are most inspired by nature. What's your design motivation? Is it aesthetic, such as a cushion or the perfect paint chip? Or is it lifestyle, a place where you can dance in your pyjamas and your babies (both two- and four-legged) can roll around and play?

No matter what drives you, Karndean Designflooring was created with your needs in mind. We see flooring differently and by combining original features with cutting edge design, you can create a simply beautiful floor that you will love for a lifetime.

Let's get started!




# Designed for you

Every one of our floors is unique to us having been lovingly created by our in-house team. Our product designers select natural woods and stones to work with, taking the time to carefully replicate the knots, grains and textures found in these products into our designs. Working with these products they apply different techniques of staining, brushing and oiling, to name a few, to create the perfect look and feel bringing you a simply beautiful floor.


# Imagine your space

On the next page, draw the space that you will be updating by following the example below.


Start with the shape of your space and entry points



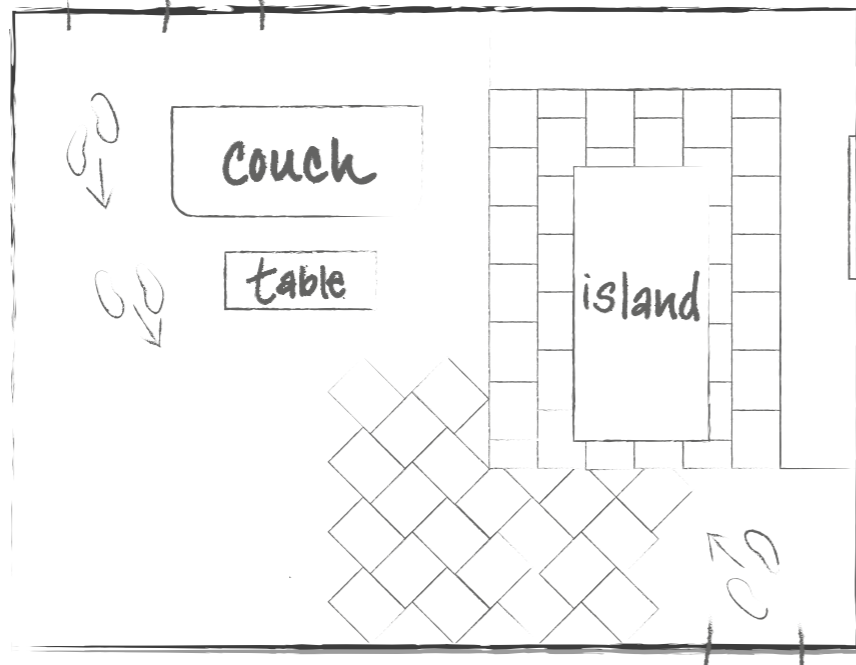
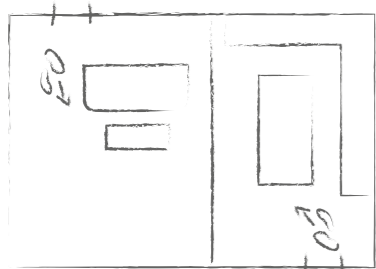
How do you walk through the room?



Are there any adjoining rooms?




Sketch fixtures in your space



We have a wide range of floor designs for your space, visualise them with our Floorstyle flooring visualiser

Blended Ironbark LLP328

*Now it's your turn...*



## Design tip


When planning the design of your floor, think of your most common footpath. Have your local retailer install the floor in that direction to guide guests through the space.

# Colour inspiration

When choosing a floor, take into account all of the surrounding materials and finishes. What colour will the walls or cabinets be? Will you have stained or painted skirting boards? All of these items play a part in refining your flooring choices.


## WARM

Warm-toned floors tend to align more with traditional, timeless decor styles and are sure to create an inviting atmosphere.




## NEUTRAL

A neutral floor creates a clean backdrop to design the rest of the space. If you frequently like to change your decor, a neutral floor allows for the widest amount of options.




## COOL

Cool-toned floors best complement contemporary and modern styles and are sure to add drama and sophistication to any room in your home.



# Choose your design

We have a wide range of designs to suit all interior styles. Explore the full colour palette of our floors at a glance with our colour guide.



■ Karndean LooseLay Longboard | 
 ■ Karndean LooseLay Originals | 
 ■ Kortok | 
 ■ Van Gogh | 
 ■ Knight Tile | 
 ■ Art Select | 
 ■ Opus  
⊞ = available in loose lay | 
 ⊞ = available in rigid core | 
 ⊞ = available in gluedown




















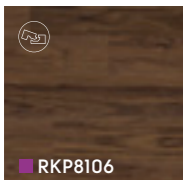



























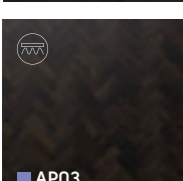

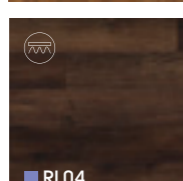
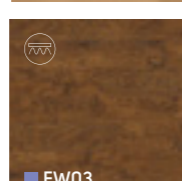


LLT208	SP111	LLP311	ST17 SCB-ST17-18	KPI53-7 SCB-KPI53	RKP8105	WP421
RKT2413	KPI05-7 SCB-KPI05	ST21 SCB-ST21-18	VGW111T SCB-VGW111T	LLP352	ST13 SCB-ST13-18	KPI47-7 SCB-KPI47
SP211	RKT3016-G	RKT2412	RKP8201	LLP157	LLP306	VGW135T SCB-VGW135T
RKT2414	WP422	LLP95	SP212	LLP147	LLP353	LLP153
LLT219	VGW107T SCB-VGW107T	LLT209	LLT213	LLP357	KPI57-7 SCB-KPI57	VGW133T SCB-VGW133T
LLT218	LLT201	LLP355	LLP156	LLP152	LLP92	WP423
SP217	KP95-7 SCB-KP95	LLP329	KPI43-7 SCB-KPI43	VGW127T SCB-VGW127T	KP99-7 SCB-KP99	RKP8108
RKT3015-G	WP311	WP411	VGW84T SCB-VGW84T	VGW129T SCB-VGW129T	RKP8116	KPI44-7 SCB-KPI44

■ Karndean LooseLay Longboard | 
 ■ Karndean LooseLay Originals | 
 ■ Kortok | 
 ■ Van Gogh | 
 ■ Knight Tile | 
 ■ Art Select | 
 ■ Opus  
⊞ = available in loose lay | 
 ⊞ = available in rigid core | 
 ⊞ = available in gluedown

ST20 SCB-ST20-18	KPI38-7 SCB-KPI38	ST22 SCB-ST22-18	VGW112T SCB-VGW112T	RKP8104	LLP301	RKP8112
RKP8216	LLP142	RKP8101	KPI04-7 SCB-KPI04	LLP328	WP413	VGW128T SCB-VGW128T
LLP308	WP319	WP329	LLP154	RKP8120	HC03	WP313
LLP146	RKT2411	LLT210	RKP8205	ST19 SCB-ST19-18	LLP112	VGW134T SCB-VGW134T
VGW82T SCB-VGW82T	LLP354	RKT3014-G	LLP148	KPI41-7 SCB-KPI41	SP214	SP215
VGW81T SCB-VGW81T	RKT2415	RKP8203	SP213	RKT2410	RKT3006-G	RKP8210
VGW110T SCB-VGW110T	SP216	RKT3017-G	LLT217	RKT2409	SP114	VGW89T SCB-VGW89T
LLT216	ST16 SCB-ST16-18	LLT212	RKP8208	KPI50-7 SCB-KPI50	WP414	LLT211

# Choose your design

■ Karndean LooseLay Longboard | 
 ■ Karndean LooseLay Originals | 
 ■ Kortok | 
 ■ Van Gogh | 
 ■ Knight Tile | 
 ■ Art Select | 
 ■ Opus  
⊙ = available in loose lay | 
 ⊙ = available in rigid core | 
 ⊙ = available in gluedown

 HC02	 LLP317	 RKP8103	 LLP310	 LLP356	  Discover our full range of designs in our Home Catalogue brochure.	
 AP02	 LLP109	 RKP8207	 LLP325	 LLP105		
 RKP8213	 VGW132T SCB-VGW132T	 RL02	 WP315	 LLP113	 WP312	 VGW130T SCB-VGW130T
 RKP8106	 HC04	 KP96-7 SCB-KP96	 KP146-7 SCB-KP146	 RKP8121	 LLP108	 LLP313
 EW02	 HC05	 WP316	 LLP102	 KP149-7 SCB-KP149	 VGW131T SCB-VGW131T	 RKP8119
 WP318	 RL03	 HC01	 VGW86T SCB-VGW86T	 VGW103T SCB-VGW103T	 LLP316	 AP01
 HC06	 SPI15	 EW01	 RKP8118	 LLP314	 RL01	 LLP312
 AP03	 LLT203	 RL04	 EW03	 KP94-7 SCB-KP94	 LLP307	

# Inspiring interior colours

In our everchanging and increasingly complicated world, we seek reassurance, healing and yearn for better days. These palettes below will provide a guide to creating an on-trend interior space that resonates with your personal style and needs.

Representing wellness, healing, and recuperation, these shades will aid in creating a restorative environment in which self-care and healing can be prioritised.



Grounding, earthy and organic, these tones will connect you back to nature and provide a wholesome and comforting backdrop within your space.

Signalling the return of stimulation and optimism, these shades tap into feelings of creativity and joy and will saturate your space with uplifting, feel-good energy.





Reliable, sun-kissed warmth evokes comfort and nostalgia, bringing a sense of welcoming to your space.

Timeless, transeasonal and versatile, these classic tones provide the perfect foundation for the layering of highlights and textures to build upon.



Representing tranquillity and a connection to nature, these shades will evoke stillness and reflection. They provide balance to a warm interior palette.



## Design trends

Home as a sanctuary -  
redefining the way we live

Over recent years, the disruption of the global pandemic has only added to a growing sensory overload of modern living. In response, we see that people are seeking a life that's more authentic, simpler and closer to nature. At Karndean Designflooring we set out to understand what that means in design trends. While we identified four clear and different directions in interior styling, they share a common heart: the home as a sanctuary.

When the world stayed at home, it made us rethink our 'four walls'. 'Home' has always been our private retreat from the world, but now more than ever it has become our sanctuary - a place of personal comfort, nurturing and cocooning. Colour plays a key role in our style trends. While colour is always key to self-expression in our homes, as we emerge from a period of uncertainty, it takes on new significance and symbolism as we pursue optimism and hope along with stability and balance in our lives. While colour lifts interiors, it elevates our spirits too.

For many, home also became a place for working, for homeschooling and the place where we found our entertainment and explored new interests. This multi-purposing of our living spaces is another key driver of the emerging design trends that deliver practical and versatile functionality while never compromising on comfort or style.

Scan here to find out more  
about our interior trends



# Smooth Operator

While drawing heavily on a retro aesthetic, Smooth Operator is as fresh as tomorrow. It perfectly balances the current yearning for newness with the reassurance of the familiar.

Classical touches such as arches and bespoke built-in furniture set a luxurious scene and the colours that define Smooth Operator bring a sense of calm, light and serenity to spaces.

Soft, warm and tactile, the baked pastel mineral-based tones draw clear lines to their natural inspiration - celery green, faded parchment, and dusty lotus. Explore chalky greys, rain-washed blues and the luxurious blush of cashmere pinks as relaxed tonal layering and complementary pairings create an inviting, tactile and restorative home environment.


Just as the harmonic tonal palette is inspired by nature, architecture, joinery, and furniture are also informed by the clean curves and essential contours of natural forms.

Corners and contours are sculptured, light, and softly surreal, with natural finishes offering a reassuring embrace and a sensuous touch.


For flooring, find your inspiration in the barely-there tones of drifting sands and shimmering water, in soft and subtle woodgrains, and the fine textures of natural stone. Creating a seamless flow between spaces with visually softer surfaces enhances the overall sense of calm and balance.

## Explore the Smooth Operator style

Your guide to styling with Smooth Operator.






Coastal Blackbutt **KPI57-7** | **SCB-KPI57**




Bring your Smooth Operator inspired space to life with our Floorstyle flooring visualiser.



Bridgeport **LLP157**



Lampione **LLP147**




Mezzo Grigio **RKT2415**




The colours that define the Smooth Operator style bring a sense of calm, light, and serenity.



Lampione LLP147




River Spotted Gum VGW131T | SCB-VGW131T




Cashmere Oak LLP353

Relaxed tonal layering and complementary pairings create an inviting, tactile and restorative home environment.




Texas White Ash RKP8105


Nordic Limed Oak KP153-7 | SCB-KP153



Cashmere Oak LLP353




Colour inspo!



Will work with these floors as well!

Classical touches such as arches and bespoke built-in furniture set a luxurious scene.



Tino LLT208



Palazzo Marble RKT2413

# FIRM FOUNDATIONS

Firm Foundations combines the strength and resilience of nature with a raw-edged and utilitarian industrial vibe. It's a luxe take that updates the industrial aesthetic with warmth coupled with an engaging futuristic narrative.

Think raw timbers, exposed brick, polished concrete, terrazzo and luxurious marble. Add contrasts of engineered metal finishes and handfinished surfaces. Modern statement furniture and pops of colour provide a backdrop of optimism and balance.

From inky ocean blues to fig greens and oat browns, a fresh take on the classic industrial look with a forward-looking colour palette. Be bold in exploring the dark side, use shadowy and moody tones to create cosy and cocoon-like space, in which to retreat and recharge.

As we look to live closer to nature and bring the outdoors in, texture and tactility plays an essential role in creating this look. Natural timbers, stone and concrete set the scene on which your personal style and confident choices can be layered. Start with your flooring and build your look from the ground up.


Contrasting and layered textures will help to bring gravitas and contemporary elegance to your space and prevent dark schemes from feeling too harsh. Introduce warm tones with timber furniture or the cool contrast of white. Metallic finishes provide a high-end look and for comforting tactility – think rust and anodisation, sand blasting or chrome.

Explore the purity and versatility of stainless steel or aluminium while copper also makes a comeback. Add tactile fabrics, natural leathers and subtle prints inspired by natural motifs to help build on the theme.

Painted finishes can bring texture and tactility to your space by incorporating painterly washes and other techniques.

## Explore the Firm Foundations style

Your guide to styling with Firm Foundations.





Alpine Oak LLP352




Pebble Grey RKT2410



Be bold in exploring the dark side.





Vermont LLT217




From inky ocean blues to fig greens and oat browns, a fresh take on the classic industrial look.

Firm up your flooring choice with our free online sample service. Delivered straight to your door!





*Colour inspo!*

Modern statement furniture and pops of colour provide a backdrop for optimism and a comfortable life of luxury.



*Will work with these floors as well!*

Think raw timbers and luxurious marble.



# Lighten Up

Get ready for bold, bright colour and new adventures in styling that help set the scene for more optimistic, confident and joyful times ahead. Get set to 'Lighten Up'!

The first rule is throw away the rule book. Instead of asking why, this design trend asks why not? It embraces creative self-expression and invites fun into our homes, wrapping our lives with colour, joy and feel-good comfort.

Elevate the everyday by combining colours in daring, spontaneous and unapologetic ways. The high energy exuberance of Lighten Up is grounded in a palette of buoyant brights: flamingo pinks and palm leaf greens, golden mustard tones and azure blues. Lobster pink palm trees with emerald velvet lounges? Sea blue mosaic tiles with rose gold bathroom fittings and forest green mirror frames? Don't mind if we do.

Go bold and go big with clashing colours and fresh prints. Bring a touch of extravagance to even the most mundane daily events. From cookware to bathroom accessories, soft furnishings to ceramics, refresh the routine with uplifting colour. Make a statement when you make the bed with sorbet-toned bed linens. Mango and mint? Strawberry and chocolate? Mix it up for delicious results.


This refreshing look draws inspiration from divergent sources, cross cultural references and timeless global stories, bringing them together in artful and harmonious ways. A curated mix of contemporary and modern influences is layered to build artistic and adventurous interiors.

Dare to be different because anything goes. Design classics rub shoulders with upcycled family treasures. A market-find lamp from Paris finds new meaning paired with a contemporary abstract painting.

From furniture to lighting, artworks to objects, statement pieces have plenty to say, sparking the conversation as talking points in their own right.

## Explore the Lighten Up style


Your guide to styling with Lighten Up.



Pearl Oak LLP306




Field Oak LLP356



Field Oak LLP356




Dare to be different.




The first rule is throw away the rule book.

We have flooring to suit every interior.  
Discover our wide range of colours  
and designs in our Home Catalogue.




Pure Danish Oak LLP357



Elevate the everyday  
by combining colours  
in daring, spontaneous  
and unapologetic ways.





Pure Fabric Oak LLP329




Pearl Oak LLP306

*Colour inspo!*

Bold, bright colour  
and new adventures  
in styling.




Champagne Oak LLP310



Birch VGW84T | SCB-VGW84T



Warm Ash RKP8103



Ashland LLP95

*Will work with  
these floors as well!*

Instead of asking 'why', this  
design trend asks 'why not?'

# Timeworn Treasures

An antidote to the overstimulation of modern life and with no compromise to comfort or style, Timeworn Treasures celebrates the imperfections and character of natural materials, warmed by nostalgia and coloured by the reassuring patina and textures of the past.

A celebration of upcycling, repurposing and reusing. Explore a timeless colour palette built around the earthy and organic.

Stoney pumice greys and warm timbers, sepia, bees wax and rust provide a versatile and nurturing palette. Natural linen hues, shades of cherry, kelp or ginger and a pop of green harness nostalgia and evoke happiness and comfort.


Inviting, lived in and characterful, Timeworn Treasures lets you build your own statement and reflect the spirit of your home.

Flooring is often the best place to start your style adventure as you create your welcoming sanctuary. Ground your style in the tones and textures of nature - dark and character-filled timbers juxtaposed with the timeless beauty of limed oak or the cool appeal of natural stone. Even the cooler greys of poured concrete can set the scene and bring a surprising warmth to your space.


Through colour, pattern and texture, hand-crafted touches evoke emotional and nostalgic connections. Introduce rustic wicker and wood that provide vivid contrast to hand-blown glass or locally collected ceramics. Celebrate provenance and honour the hand of the artisan as maker's marks and imperfections infuse objects with their own narrative and value.

## Explore the Timeworn Treasures style


Your guide to styling with Timeworn Treasures.



Light Barnwood RKP8207



Begin your Timeworn Treasures inspired flooring journey by visiting one of our stockists!



Light Barnwood RKP8207




Stained Acacia RKP8213



Explore a timeless colour palette built around the earthy and organic.




Washed Character Oak KPI44-7 | SCB-KPI44



Bleached Tasmanian Oak LLP311

A celebration of upcycling, repurposing and reusing.

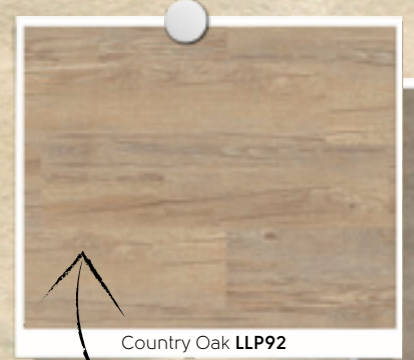


Sicilia LLP142



Bleached Tasmanian Oak LLP311


Celebrate provenance and honour the hand of the artisan as maker's marks and imperfections infuse objects with their own narrative and value.




Country Oak LLP92




Sandstorm RKT2411



Colour inspo!



Silver Barnwood RKP8208



Stamford LLP109

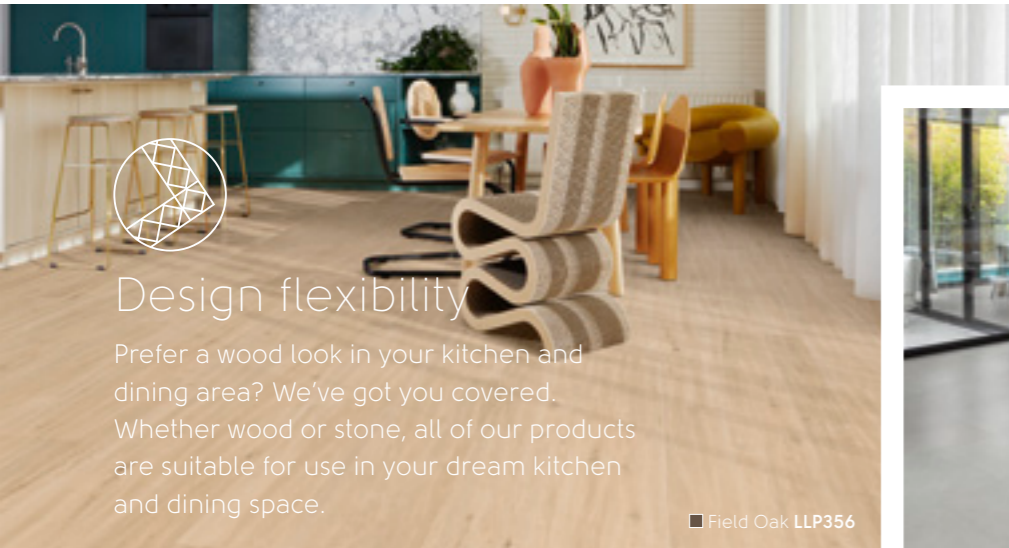
Will work with these floors as well!

Through colour, pattern and texture, handcrafted touches evoke emotional and nostalgic connections.

Karndean...

# in the kitchen & dining


The kitchen and dining is the hub of the home and the room where your floor works hardest. From accidental food and drink spills to the hustle and bustle of rushed mornings, parties and gatherings, your kitchen floor has to put up with a lot. Relax, knowing a Karndean floor in your kitchen not only looks great, it's also hygienic and easy to clean.



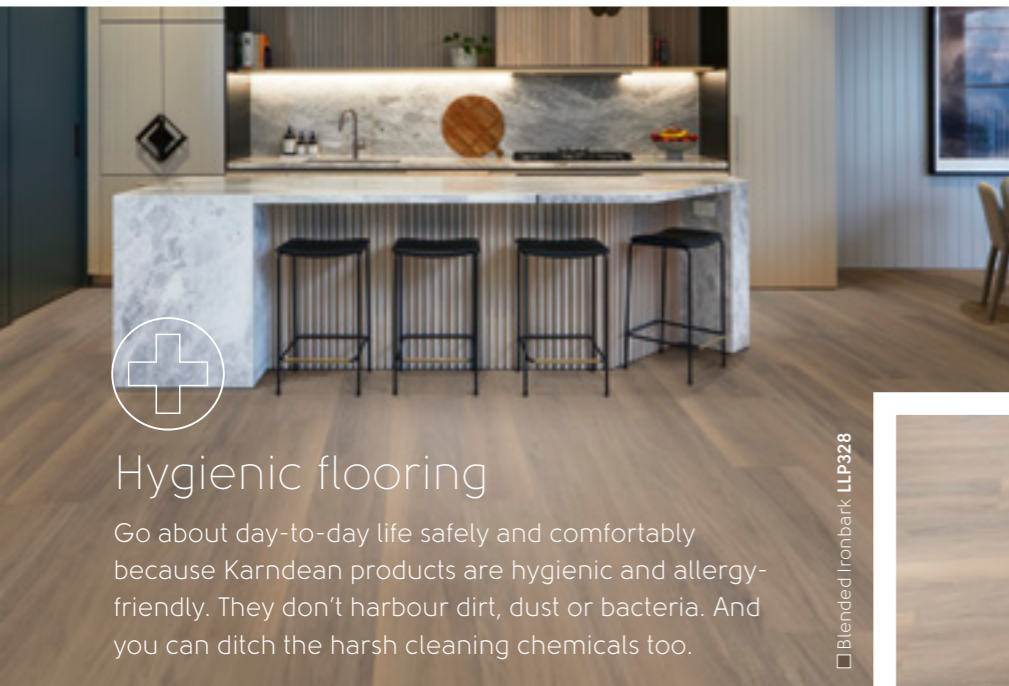
**Design flexibility**

Prefer a wood look in your kitchen and dining area? We've got you covered. Whether wood or stone, all of our products are suitable for use in your dream kitchen and dining space.

■ Field Oak LLP356



■ Ontario LLT218




**Hygienic flooring**

Go about day-to-day life safely and comfortably because Karndean products are hygienic and allergy-friendly. They don't harbour dirt, dust or bacteria. And you can ditch the harsh cleaning chemicals too.


■ Blended Ironbark LLP328

**Design tip**

Throw out the rule book when it comes to designing your kitchen and dining space. Create a bespoke look by layering different materials and textures grounded by your chosen floor to complete the look.




■ Blended Ironbark LLP328



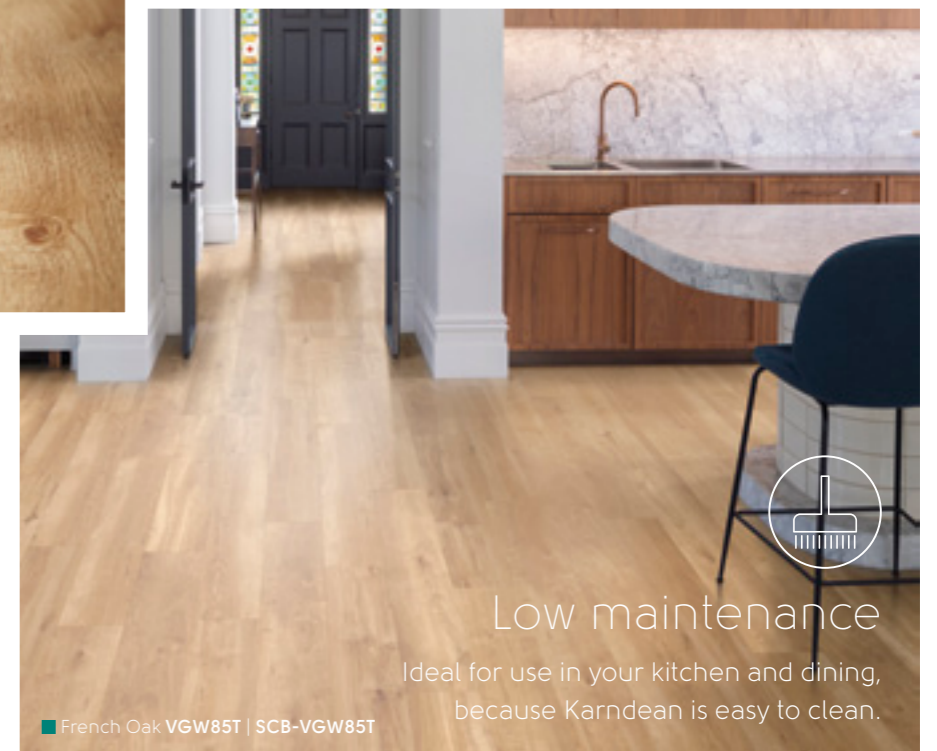
**Laying possibilities**

It's not just the floor you choose, but the direction you lay it that makes a lasting impression. From diagonal to herringbone, define your kitchen and dining space with a dynamic laying pattern.

■ Hamden LLP156



■ Hamden LLP156

**Low maintenance**

Ideal for use in your kitchen and dining, because Karndean is easy to clean.

■ French Oak VGW85T | SCB-VGW85T



## Carefree flooring

Kitchens are the heart of the home and our luxurious flooring options are up to the everyday challenges of this busy family space. Scan to find all of our cleaning and maintenance tips.



Karndean...

# in the living room


A living room is a space with so many different functions. From a quiet, cosy reading space to a place where you can gather with friends to watch the game, your living room needs to be functional, but it also needs to look great and reflect your unique style. A Karndean floor in your living room can help you achieve all this and still make a real statement. Durable yet stylish, let us inspire you...



■ Capri LLT209

Add visual interest over a large area

Try laying a stone in your lounge room for a seamless smooth look and feel throughout.




■ Tino LLT208



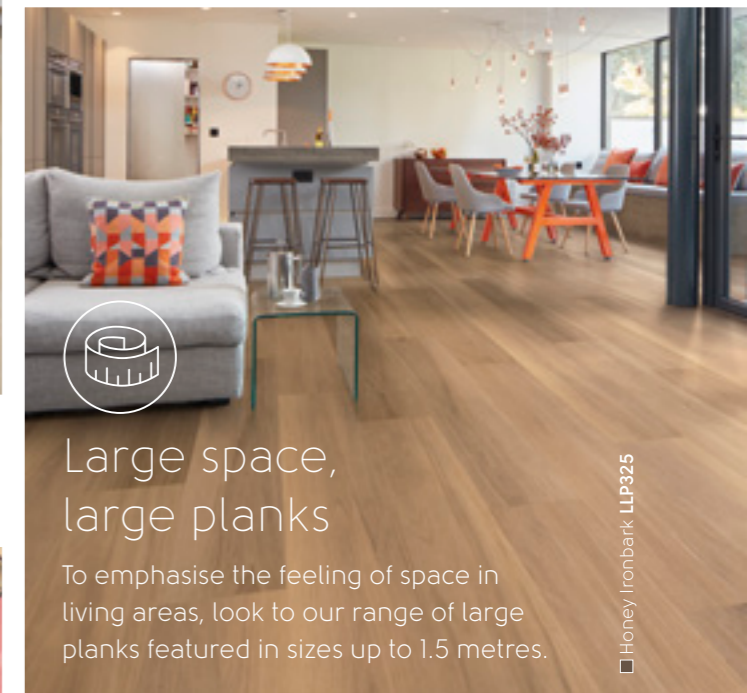
□ Lemon Spotted Gum LLP317

## Design tip

Let the floor be the feature. Contrast walls and furniture with a striking floor for a completely unique living area.




■ Wheat Oak LLP355




Large space, large planks

To emphasise the feeling of space in living areas, look to our range of large planks featured in sizes up to 1.5 metres.

□ Honey Ironbark LLP325



■ Blond Character Oak KP143-7 | SCB-KP143



Create a backdrop for bold colours

Let your bold interior colour palette stand out by creating a subtle backdrop using a neutral floor design.

■ Pure Danish Oak LLP357



Find a Retailer

Visit the Find a Retailer page of our website to locate your nearest Karndean stockist and installer.

Karndean...

# in the bathroom

A Karndean floor is warm underfoot and waterproof, making it the perfect solution for your bathroom. With Karndean, you can achieve the look you want but without any of the drawbacks of natural stone and wood, giving you a bathroom you'll love for a lifetime.




## Durable


Karndean Designflooring gives you the look and feel of natural products with the durability and resilience of luxury vinyl.



■ Grey Riven Slate ST16 with DS12 3mm design strip\*



■ Honed Pebble Slate ST20



■ Honed Oyster Slate ST17 with DS12 3mm design strip\*

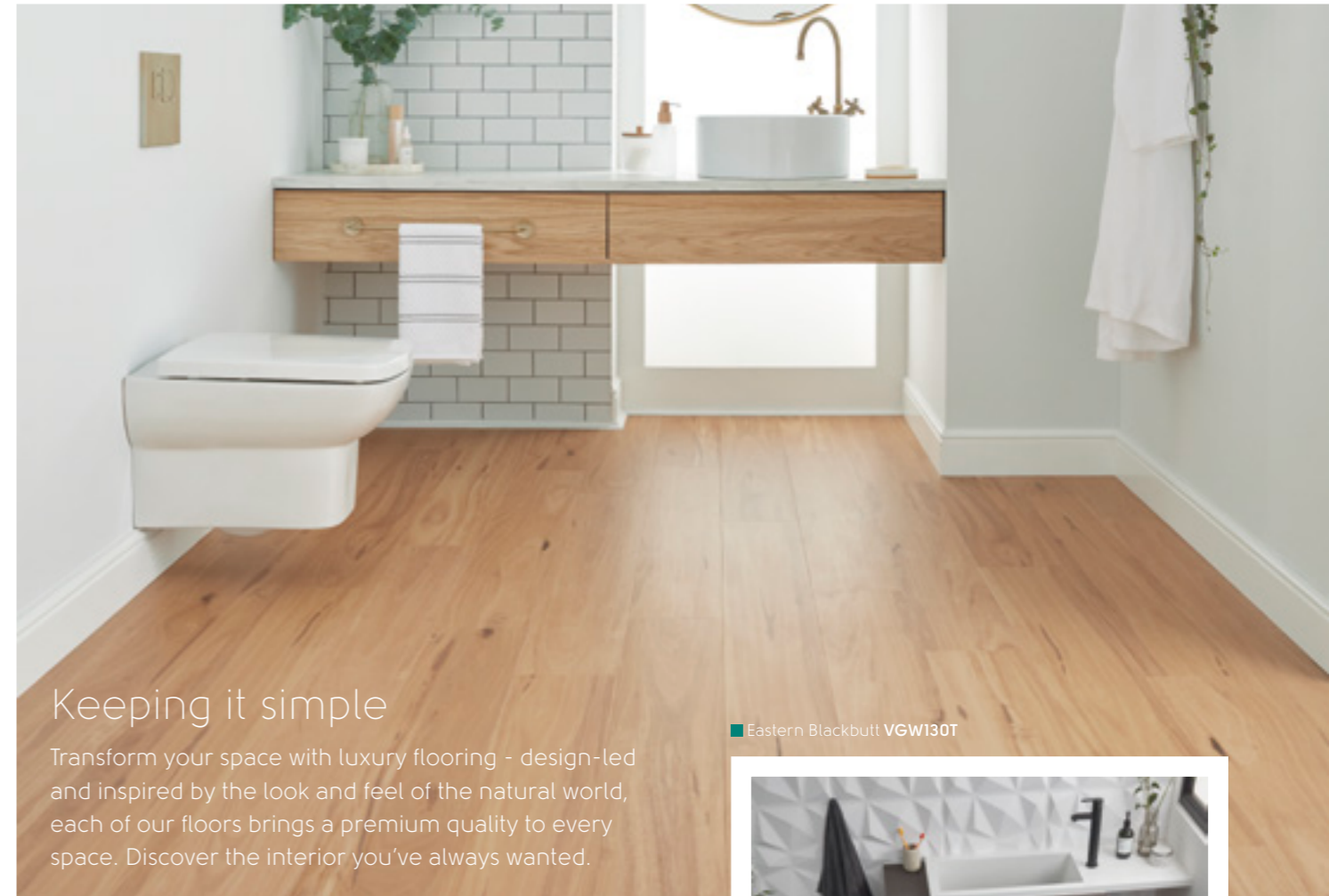
□ Dakota LLT212



## Large space, large tiles

Striking and modern, our large format stone look tiles are the perfect addition to your contemporary bathroom design.

\* Design strips only compatible with gluedown format.



■ Eastern Blackbutt VGW130T

## Keeping it simple


Transform your space with luxury flooring - design-led and inspired by the look and feel of the natural world, each of our floors brings a premium quality to every space. Discover the interior you've always wanted.



## Family friendly flooring

Whether your home is filled with kids, pets, messes or all of the above, Karndean Designflooring luxury vinyl is the perfect flooring solution - waterproof, pet friendly, kid friendly and covered by a lifetime residential warranty.

□ Linosa LLP148



■ Shadow Studio Oak KP150-7

## Design tip

The design ability of our products allows you to create a statement bathroom with a unique flooring choice that is sure to impress.



### Floorstyle

Need help visualising your dream bathroom flooring? We've got you covered. Scan the QR code to visit Floorstyle and see the floor you want in your own home!

Karndean...

# in the bedroom

Make your bedroom your sanctuary with our luxury vinyl flooring. Quiet and comfortable underfoot, easy to maintain, and with a wide range of versatile designs to suit any interior style. When it comes to bedroom flooring, you can sleep easy knowing that Karndean has got you covered.



■ Washed Blackbutt  
VGW129T | SCB-VGW129T



Quiet

Our flooring options reduce noise transfer to other rooms, ensuring you have peace of mind and a good night's sleep.



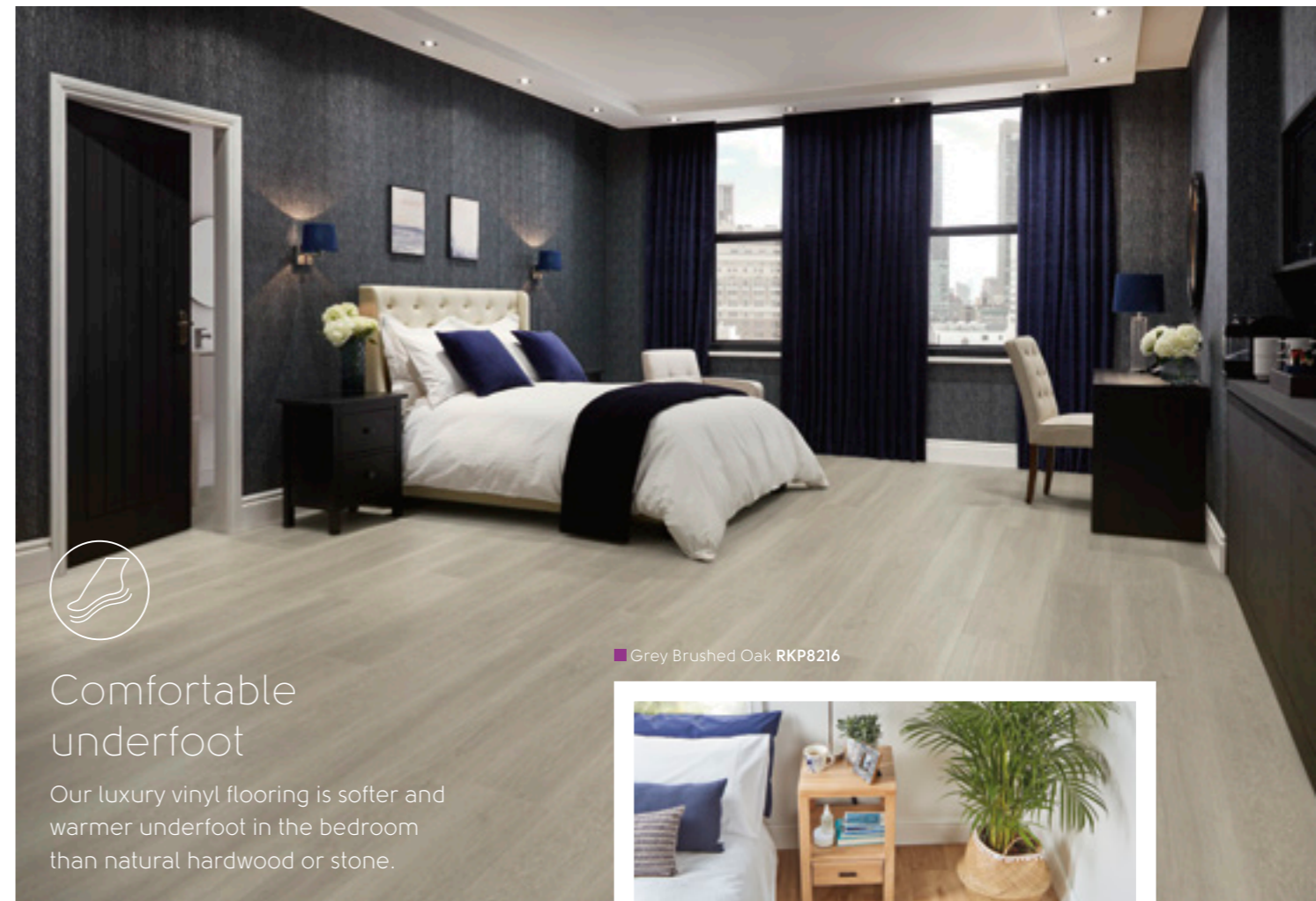
□ Country Oak LLP92



■ Coastline Oak KP147-7 | SCB-KP147




■ Alpine Oak LLP352



Comfortable underfoot

Our luxury vinyl flooring is softer and warmer underfoot in the bedroom than natural hardwood or stone.

■ Grey Brushed Oak RKP8216



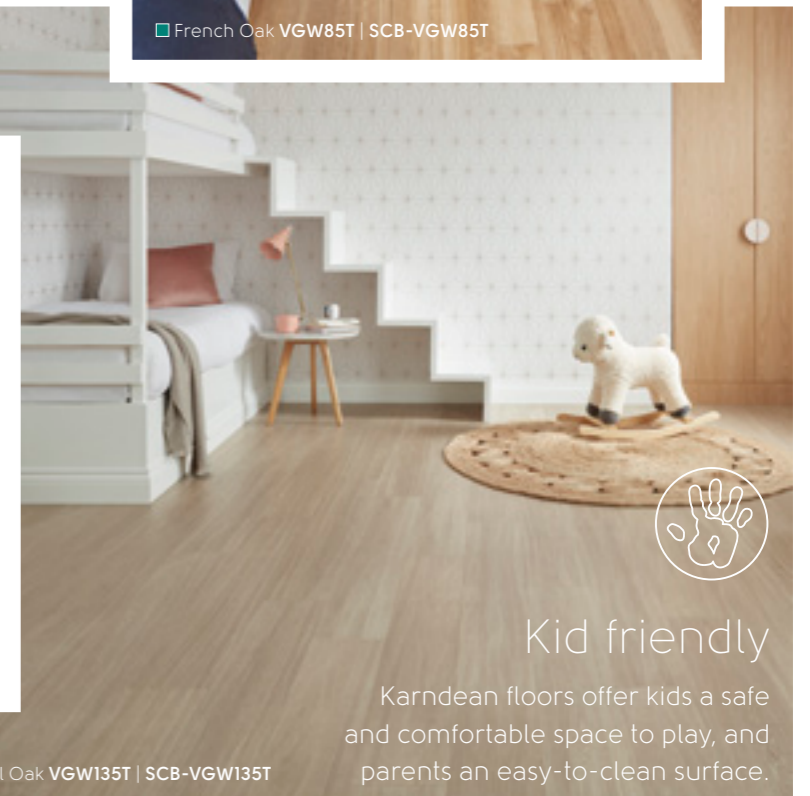
■ French Oak VGW85T | SCB-VGW85T

## Design tip

We offer a range of colour-coordinated profile and trims to enable you to finish off your floor beautifully every time!



■ Tranquil Oak VGW135T | SCB-VGW135T



Kid friendly

Karndean floors offer kids a safe and comfortable space to play, and parents an easy-to-clean surface.

■ Tranquil Oak VGW135T | SCB-VGW135T



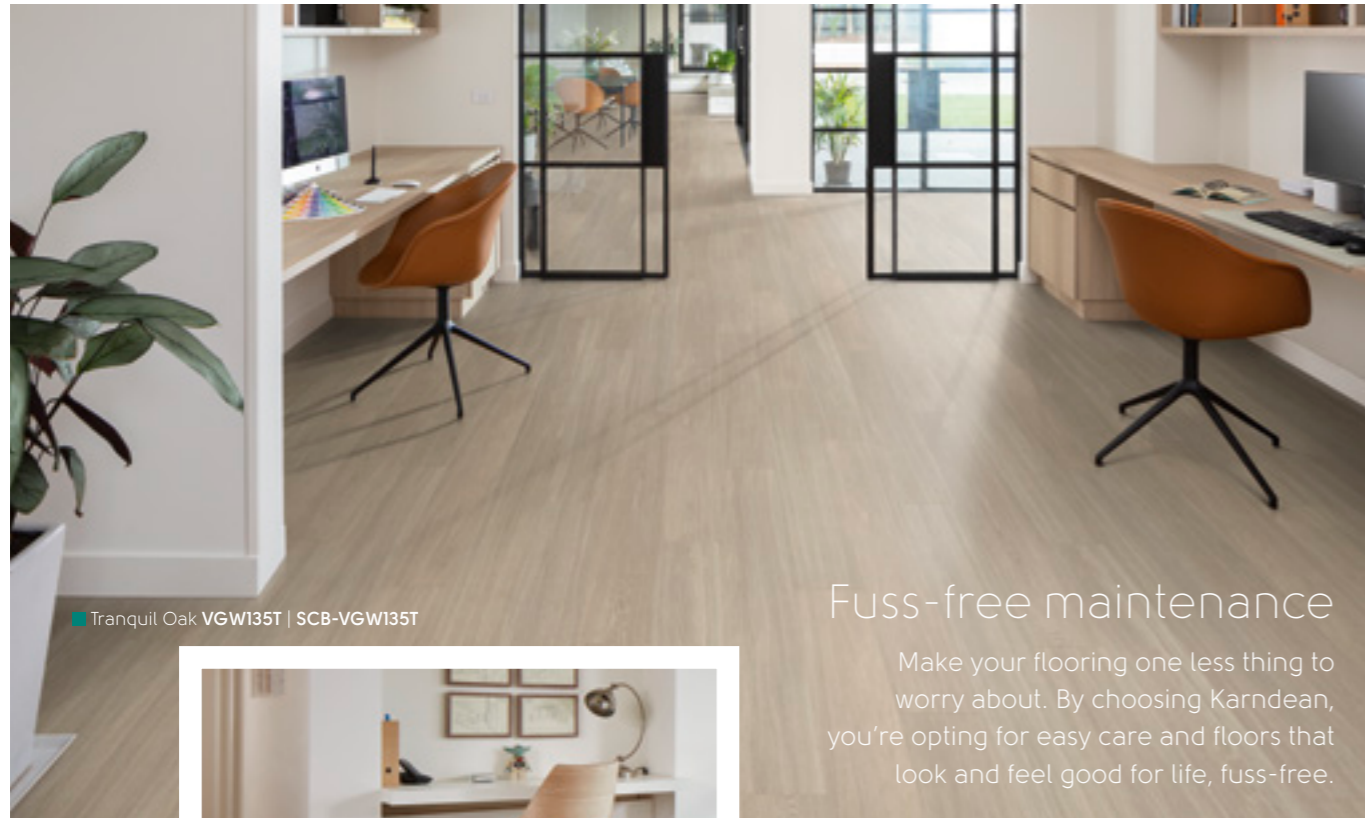
Home Catalogue

Discover our full range of floors in our comprehensive Home Catalogue, your guide to all things Karndean Designflooring.

Karndean...

# in the home office


The study has quickly become an important part of the home as a place for work and learning. With more time being spent in the space, our attention has been drawn to its design. Help to create a happy, healthy, and luxurious working space with our range of flooring options suitable for studies of all shapes and sizes.



Tranquil Oak VGW135T | SCB-VGW135T

## Fuss-free maintenance

Make your flooring one less thing to worry about. By choosing Karndean, you're opting for easy care and floors that look and feel good for life, fuss-free.



Sicilia LLP142



Blond Character Oak KP143-7 | SCB-KP143



## Realistic designs

Design-led and inspired by the look and feel of the natural world, each of our floors brings a premium quality to every space. Discover the interior you've always wanted.



Looking for inspiration?



karndean\_ANZ



karndean\_ANZ



karndean\_ANZ



## Design tip

Energise your work space by bringing the outdoors in with a touch of natural greenery.




Lampione LLP147



## Durable

Compared to other flooring alternatives, Karndean gives you the look and feel of natural products but with the durability and resilience of luxury vinyl.

Millstone Sycamore VGW133T | SCB-VGW133T



## *Complete your design*

Choose the floor that suits your style

Now that you've gathered your styling ideas and have a colour scheme in mind, it's time to select the flooring format that best suits your needs.

We have a range of formats that offer unique features, benefits and laying pattern options to bring your vision to life.

# Which format?

We know that choosing a floor that suits you and your home can be challenging.

That's why we offer our beautiful, design-led floors in either loose lay, rigid core or gluedown. Your installer or retailer will be able to discuss which options are suitable for your space.

## Loose lay

Choose loose lay when...

- You want to reduce noise transfer, such as in loft conversions or upstairs rooms.
- You want a quick installation.
- You have a completely flat, dry subfloor, prepared by a flooring professional

- Individually replaceable
- Quick and easy to install
- Reduces noise transfer
- K-Wave® friction grip backing
- Laying possibilities



## Rigid core

Choose rigid core when...

- You want superior acoustics, such as in loft conversions or upstairs rooms.
- You want a quick installation.
- You want to install over an existing floor such as ceramic tiles or floorboards, or uneven subfloor.

- Click-locking mechanism
- Reduces noise transfer
- Quick and easy to install
- Installs over most existing hard floors



## Gluedown

Choose gluedown when...

- You want to create your floor, with different laying patterns, design strips and decorative borders.
- You want to be able to mix stone and wood designs and create a completely bespoke floor.
- You have a completely flat, dry subfloor, prepared by a flooring professional.

- Individually replaceable
- Design capabilities
- No expansion gap required
- Individual, glued down planks and tiles
- Laying possibilities



# The design you want in the format you need

We offer our beautiful Van Gogh and Knight Tile designs in dual format.

As these are available in both gluedown or rigid core, you can enjoy the design you want, in the format you need.



### Gluedown

With our gluedown ranges you have complete control over the look of your floor, from the lay pattern to the incorporation of our design strips and borders.

- Individually replaceable
- Design capabilities
- No expansion gap required
- Individual, glued down planks and tiles

### Rigid core

Our rigid core hybrid ranges feature a click-locking system that allows them to be installed over most existing hard floors, without the need for adhesive.

- Click-locking mechanism
- Reduces noise transfer
- Quick and easy to install
- Installs over most existing hard floors

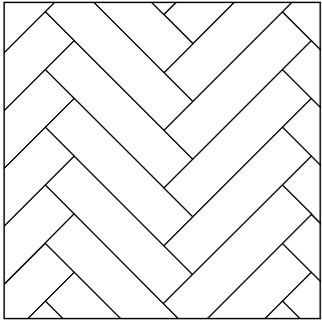

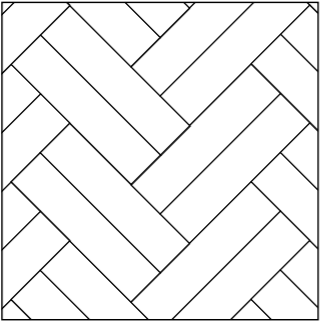

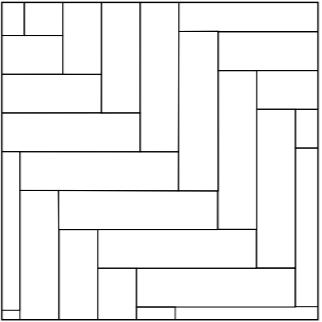







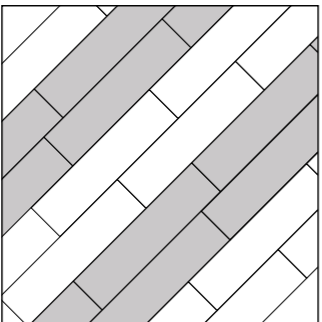

\* Herringbone is achievable with gluedown format.

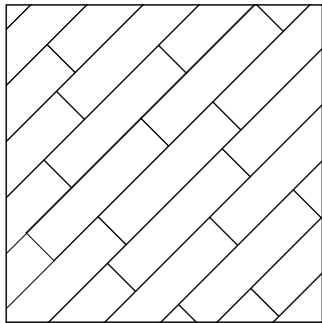

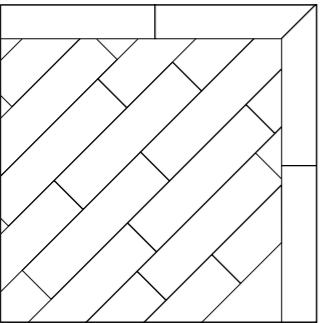
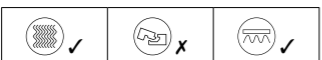
# Choosing your laying pattern

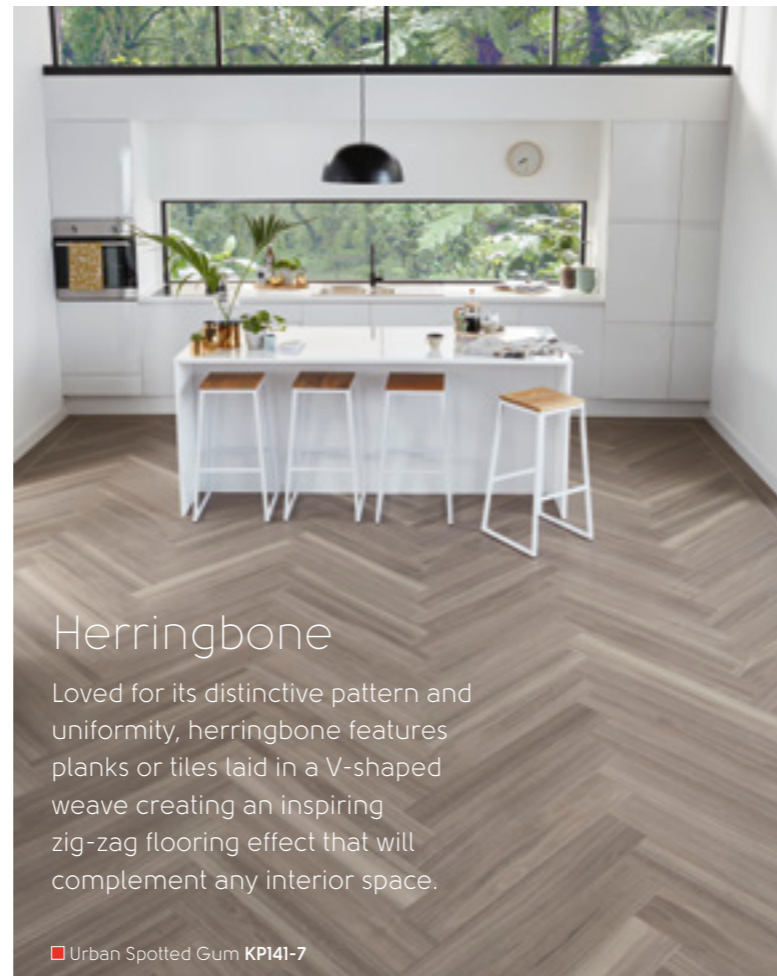
It's not just the floor you choose, but the direction you lay it that makes a lasting impression. So how do you know which way you should lay your floor? Keep these pattern options in mind as you browse our three product constructions (formats), as select floors cannot be laid in all of these patterns. Please speak to your retailer or installer to discuss your options.

## Wood

<p>Herringbone</p>  	<p>Double herringbone</p>  	<p>90 degree herringbone</p>  	<p>Staggered</p>  
--	---	--	--

<p>Basketweave</p>  	<p>Striped (2-colour)</p>  
---	--

<p>Diagonal</p>  	<p>Diagonal with border</p>  
---	---



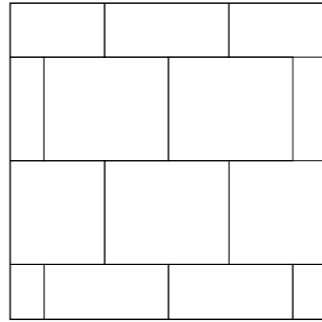



 = loose lay |  = rigid core |  = gluedown

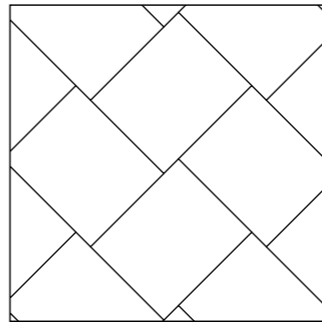





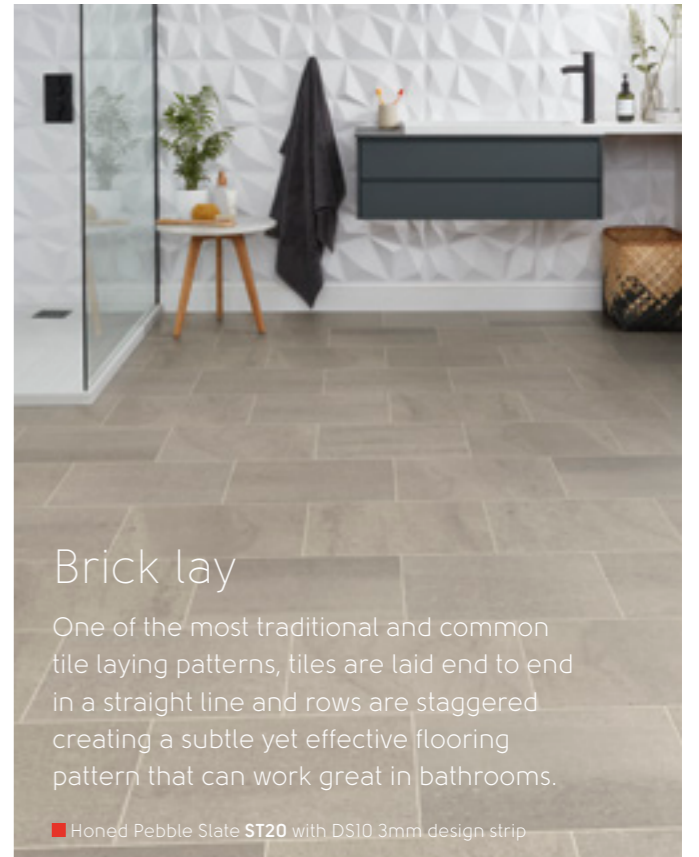
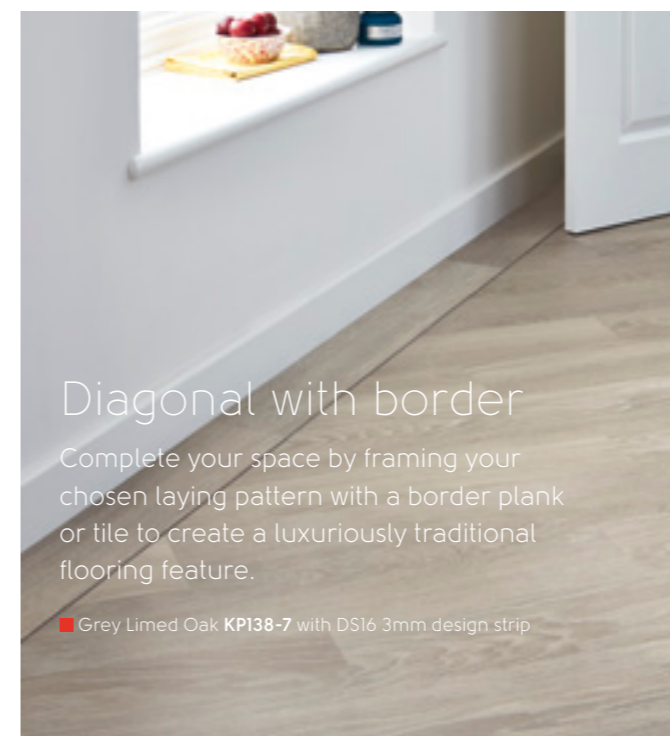
Let the floor be the feature

Contrast subtle, neutral walls and furnishings with a striking floor for a completely unique living area.

## Stone

<p>Brick lay</p>  	<p>Diagonal</p>  
--	---

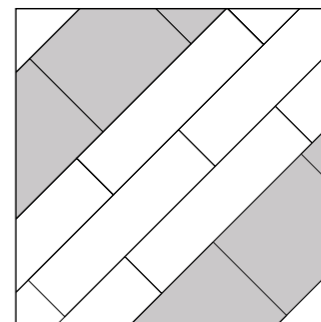

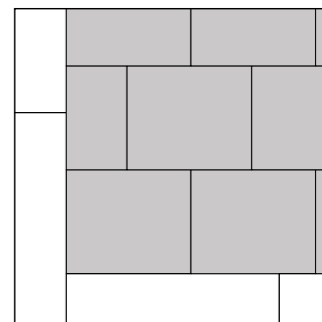

<p>Herringbone</p>  	<p>Striped (2-colour)</p>  
---	--




Designflooring

Your options are almost endless when it comes to creating your perfect designflooring.

## Mixed

<p>Striped (wood and stone)</p>  	<p>Wood frame with stone inset</p>  
---	--

 = loose lay |  = rigid core |  = gluedown



## *Resources and further information*

We offer a wide range of helpful tools and services to assist you in your journey to selecting your simply beautiful floor.



# Design at home

Bring your design ideas to life with Floorstyle.

See your future floor with our interactive room viewer, Floorstyle. If you see a colour you like, try it from the comfort of your own couch.

Upload a picture of your room and get creative. Explore your options by changing your laying pattern and colours.

Visit [www.karndean.com/floorstyle](http://www.karndean.com/floorstyle)



Visualise it with Floorstyle.



# Sample service

When choosing a floor, take into account all of the surrounding materials and finishes. What colour will the walls or cabinets be? Will you have stained or solid colour skirting boards? All of these items play a part in refining your flooring choices.

## Create a moodboard

At Karndean, we know how important it is to help you visualise what your floor will look like with your walls, furniture and accessories, so use our sample service to help.

## Order a selection of sample swatches

Order up to six free sample swatches, delivered free straight to your door, to help narrow down your choices. These samples are particularly helpful especially if you're looking to create a moodboard of ideas to get started.







Visit [www.karndean.com/samples](http://www.karndean.com/samples) to order your samples.



Order your free samples.



Keep in touch on social media. Share your new floors and reviews with us; we look forward to hearing from you.

-  Like us on Facebook [karndean\\_anz](https://www.facebook.com/karndean_anz)
-  Follow us on Instagram [karndean\\_anz](https://www.instagram.com/karndean_anz)
-  Join us on LinkedIn [Karndean Designflooring ANZ](https://www.linkedin.com/company/Karndean-Designflooring-ANZ)
-  Follow our boards on Pinterest [Karndean\\_anz](https://www.pinterest.com/Karndean_anz)
-  Find us on YouTube [KarndeanDesignFloors](https://www.youtube.com/KarndeanDesignFloors)
-  For interior ideas follow us on Houzz [KarndeanDesignflooring](https://www.houzz.com/KarndeanDesignflooring)



**Worth noting:** Photography and print cannot always produce a perfect representation of our products. This includes colour, pattern variation and installation elements used. For this reason we strongly recommend obtaining a product sample and where possible viewing a larger sample in-store.



*Design tip*

Have you chosen other elements of your new room design already? Bring samples of those materials with you when you visit your retailer. This will help you find the perfect floor to match your style.

*Shop local*

Your Karndean Designflooring journey continues at your local Karndean retailer.

Our extensive network of independent retail partners are on hand to help you choose a simply beautiful floor that you'll love for a lifetime.

Knowledgeable and fully trained, our retail partners offer an environment where you can explore our flooring and design your dream home.

You can be confident you are in safe hands. All our retail partners offer a full measure and quote service, have professional floor fitters who have been trained and have many years' experience in installing Karndean and can provide advice on cleaning and caring for your new floor.

Use our online search feature to find your nearest Karndean Designflooring recommended retailer. Leave your details for a retailer to contact you for a free measure and quote. [www.karndean.com/findaretailer](http://www.karndean.com/findaretailer)



Find your local stockist and installer.

*Visit our showroom*


At our headquarters, conveniently located in Melbourne just off the Eastlink & Monash freeways, we always have the latest products on display with over 500m<sup>2</sup> of ideas and designs to inspire you.

Explore our full range of Karndean Designflooring products in our beautiful state of the art showroom. Our knowledgeable and friendly Design Consultants are here to help you with expert guidance and advice for all your Karndean flooring needs.

Compare our wide range of colours, textures, patterns and sizes with large areas of laid and wall-hung flooring panels. You're welcome to take home full-size samples to try in your own space at no charge.

We are located at **835 Stud Road, Knoxfield, Victoria 3180.**

Visit our website for opening hours [www.karndean.com/showroom](http://www.karndean.com/showroom)




View our showroom opening hours.

Enjoyed your visit to the Karndean Showroom?

We'd love to hear about it.



Give us a Google Review!



# Transferable warranty

If you purchased your Karndean Designflooring through a Karndean Retail Partner your warranty will have the added benefit of it being transferable. This means that if you sell your house within your guarantee period, you can pass the warranty on to the new owners.

To qualify for a transferable warranty, you must:

- Adhere to the terms and conditions outlined in the Purchase Warranty
- Purchase from one of our retail partners and they will provide us with your email address to enable us to send you your transferable warranty

For more information or to obtain your Purchase Warranty, please speak with your local flooring retailer or contact our Customer Service Team.

The lifetime residential warranty is defined as 35 years and protects against product wear out and manufacturing defects. What's more, the warranties are now transferable to any future owners (subject to the terms and conditions of the Transferable Purchase Warranty).

Please visit our website for more information [www.karndean.com/warranty](http://www.karndean.com/warranty)



View our warranty.

# Caring for your floor

Regular cleaning with a pH neutral cleaner such as Karndean Clean will help keep your floor at its best.

Over time you may want to treat your floor to some extra care. We recommend every six to twelve months, depending on wear, that you strip and refresh your floor using Karndean Remove and Karndean Refresh, to further enhance its look and durability.

Visit [www.karndean.com/cleaning](http://www.karndean.com/cleaning) for more information.



Scan for more info on cleaning and maintenance.



Humans need nature in order to thrive. Yet, to do this sustainably requires resource consumption to be minimised, finding a balance within our ecological systems to ensure the longevity of resources for future use.

An integrated approach that understands and implements the human need for nature within a built space and recognises the need for balanced resource consumption and environmental preservation, can achieve both health and wellness goals.



Learn about our commitment to the environment.

# Notes

A large grid of graph paper, consisting of 20 columns and 30 rows of small squares, intended for taking notes.A large grid of graph paper, consisting of 20 columns and 30 rows of small squares, intended for taking notes.



### Imagery and Design Reproduction

Photography and print cannot always produce a perfect representation of our products. This includes colour, pattern variation and installation elements used. For this reason we strongly recommend obtaining a product sample and where possible viewing a larger sample in-store. We also recommend visiting our website for information on installation, after care and product selection: [www.karndean.com/advice](http://www.karndean.com/advice). We love developing new ideas and improving on our existing designs which means that sometimes products are withdrawn at short notice. We hate to disappoint and will work with you to find an alternative design. Please contact Customer Service for more information.

### Contact us

Phone: AUS - 1800 331 170\* / NZ - 0800 442 101\*  
 Email: [customerservice@karndean.com.au](mailto:customerservice@karndean.com.au)  
[customerservice@karndean.co.nz](mailto:customerservice@karndean.co.nz)  
 Web: [www.karndean.com](http://www.karndean.com)  
 Address: 835 Stud Road Knoxfield,  
 Victoria 3180, Australia

\*Calls may be recorded for training and quality purposes.



Front cover: ■ Field Oak **LLP356** |

Back cover: ■ Coastal Blackbutt **KPI57-7** | ■ SCB-KPI157 | ■ Alpine Oak **LLP352** | ■ Wheat Oak **LLP355**

BR23-DESINGUIDE | KD7242ANZ | 4/23